



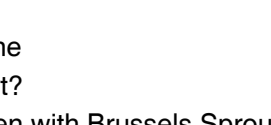
Call for an appointment today:  
813-788-3600

## Total Foot and Ankle of Tampa Bay

Robert J. Vallins, D.P.M. Domenick A. Calise, D.P.M.  
Maria B. Walshe, D.P.M. Endri Afesllari, D.P.M.  
Bret C. Musser, D.P.M.

NEWSLETTER

SEPTEMBER 2022



### In This Issue...

- How to Fall-Proof Your Home
- Ouch! Why Do My Feet Hurt?
- Recipe of the Month: Chicken with Brussels Sprouts and Apple Cider Sauce

**YES!!!**

**WE ARE ACCEPTING NEW PATIENTS  
IN ALL OF OUR OFFICES!**

*If you have a foot or ankle problem  
we are here to help you!*

And...

**WE DO TOTAL ANKLE REPLACEMENTS**

**We are offering  
minimal incision bunion correction!**

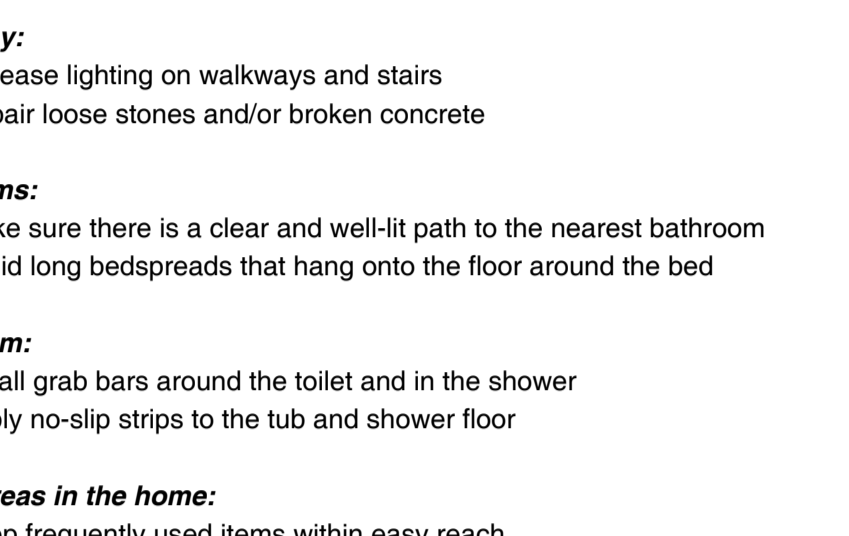
Ask us about the latest treatment  
in bunion surgery -  
minimally invasive bunionectomy!

This is a game changer for the treatment of painful  
bunions. Because the incisions are so small, patients  
undergoing this procedure are experiencing less  
swelling, less pain and a faster recovery.

We will get you back on your feet again quickly!

We are now offering advanced  
skin grafting techniques for  
difficult to heal wounds

### How to Fall-Proof Your Home



In September, we celebrate Falls Prevention Awareness Week. Falls are the second leading cause of unintentional death worldwide and people over 60 are at the greatest risk. Non-fatal falls, however, can still have devastating consequences, such as broken bones and head injuries. Longer term repercussions may include depression, anxiety, and fear of future falls, which could lead to limited social interaction and isolation.

While your home is typically thought of as a safe haven, it's where six out of ten falls occur. Below are some tips for reducing fall risk from room to room:

#### Entryway:

- Increase lighting on walkways and stairs
- Repair loose stones and/or broken concrete

#### Bedrooms:

- Make sure there is a clear and well-lit path to the nearest bathroom
- Avoid long bedspreads that hang onto the floor around the bed

#### Bathroom:

- Install grab bars around the toilet and in the shower
- Apply no-slip strips to the tub and shower floor

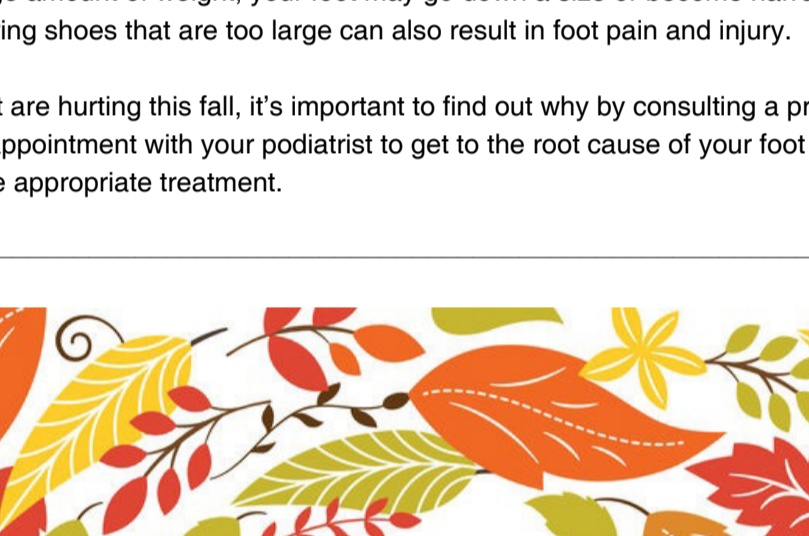
#### Other areas in the home:

- Keep frequently used items within easy reach
- Install handrails on both sides of staircases, and increase lighting with switches at both the top and bottom of the stairs
- Remove throw rugs, low lying plants, stacks of magazines, and other tripping hazards
- Be sure electrical, phone, and computer cords are not in walking pathways
- Don't wear slippers or shoes that are stretched out or have tears or holes in them
- Store flashlights in the bedroom, living room, and kitchen in case of a power outage
- Keep your cell phone with you at all times, or consider a life alert system so you can easily call for help if you do fall

#### How Your Podiatrist Can Help

Foot pain is a factor that increases your risk of falling. If your feet hurt or burn, you may alter the way you walk, causing you to seek out a larger size shoe. Conversely, if you lose a large amount of weight, your foot may go down a size or become narrower. Wearing shoes that are too large can also result in foot pain and injury.

### Ouch! Why Do My Feet Hurt?



When fall rolls around, this is a question many podiatrists hear from their patients. We'd like to answer that question with a few questions of our own to help you track down potential sources of foot pain now.

#### 1. What have you been wearing on your feet during the summer?

For patients who have spent the summer in flip flops or walking around barefoot, your feet may be having a difficult time getting back into regular, closed-in shoes. Traditional flip flops, although a summer favorite for their ease of wear, provide no arch support and are wide open on the sides. This encourages feet to flatten and spread, hence making fitting them back into your fall shoes a bit uncomfortable or even painful. Going barefoot and wearing flat shoes can also result in heel pain.

#### 2. When's the last time you had your feet professionally measured?

Feet can get bigger as you age. Gravity and wear and tear on muscles, tendons and fat pads all combine to make your feet larger than they might have been a decade ago. Most people, however, continue to buy the shoe size they've always been. Some studies indicate that up to 90% of people wear shoes that are actually too small for their feet. Get measured at a reputable shoe store and upgrade your size if necessary.


#### 3. How active were you this summer?

If your summer was particularly sedentary or very active, that may affect how your feet are feeling now. New exercise routines might even require new shoes specifically designed for the activity you are doing. If you've been working from home and are now heading back into the office more regularly, your feet may be unprepared for the increased amount of walking.

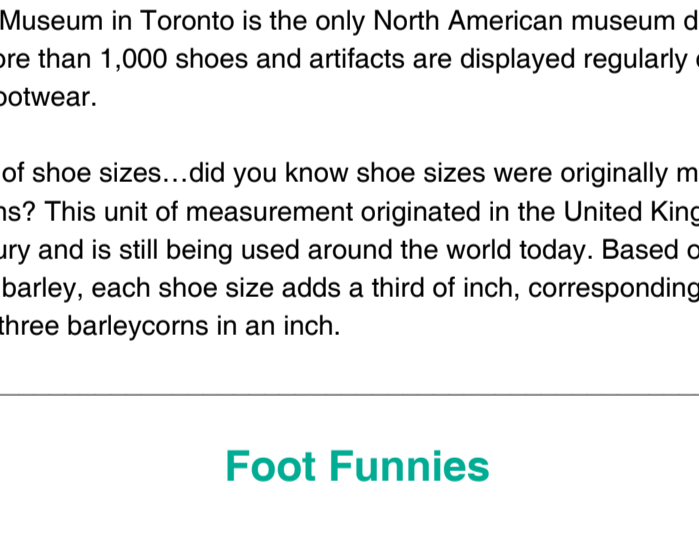
#### 4. Have you had a significant change in weight?

Weight gain can add more fat to your feet and increases the load, causing them to spread. This may require you to seek out a larger size shoe. Conversely, if you lose a large amount of weight, your foot may go down a size or become narrower. Wearing shoes that are too large can also result in foot pain and injury.

If your feet are hurting this fall, it's important to find out why by consulting a professional. Make an appointment with your podiatrist to get to the root cause of your foot pain and identify the appropriate treatment.



### Chicken with Brussels Sprouts and Apple Cider Sauce



This simple oven roasted chicken recipe soaks up tons of flavor and the veggies cook simultaneously on another rack, making this dish a snap to prepare.

#### Ingredients:

- 1 pound Brussels sprouts, trimmed and halved or quartered if large
- 2 sweet apples (such as Gala), cut into wedges
- 1 red onion, cut into wedges (root left intact)
- 2 small sprigs rosemary, plus 1 teaspoon finely chopped leaves
- 2 tablespoons extra-virgin olive oil
- Kosher salt and freshly ground pepper
- 2 tablespoons unsalted butter
- 4 skinless, boneless chicken breasts (about 8 ounces each)
- 2/3 cup apple cider
- 1 teaspoon apple cider vinegar

#### Directions:

1. Position racks in the upper and lower thirds of the oven; preheat to 450 degrees F. Toss the Brussels sprouts, apples, red onion, and rosemary sprigs with the olive oil, 1/2 teaspoon salt and a few grinds of pepper on a baking sheet. Spread in a single layer and roast on the upper oven rack, flipping halfway through, until tender and browned, 25 to 30 minutes.
2. Meanwhile, heat 1 tablespoon butter in a large ovenproof skillet over medium-high heat. Season the chicken on both sides with salt, pepper, and the chopped rosemary. Add the chicken to the skillet and cook until browned on the bottom, about 6 minutes. Flip and cook 2 more minutes, then pour the cider into the skillet around the chicken. Transfer to the lower oven rack and roast until just cooked through, 10 to 12 minutes.
3. Transfer the chicken to a cutting board to rest and return the skillet to medium-high heat. Simmer until the pan sauce is reduced by half, about 1 minute. Remove from the heat and swirl in the remaining 1 tablespoon butter and the vinegar; season with salt and pepper.
4. Slice the chicken and divide the chicken plates along with the roasted vegetables and apple. Spoon the sauce over the chicken.

Recipe courtesy of *Food Network Magazine*

*Help Us Grow*

### History FootNote

- The Bata Museum in Toronto is the only North American museum dedicated to shoes. More than 1,000 shoes and artifacts are displayed regularly covering 4,500 years of footwear.
- Speaking of shoe sizes...did you know shoe sizes were originally measured in barleycorns? This unit of measurement originated in the United Kingdom during the 14th century and is still being used around the world today. Based on the length of a grain of barley, each shoe size adds a third of an inch, corresponding to the fact that there are three barleycorns in an inch.

### Foot Funnies

How does a frog feel with a broken foot? Un-Hoppy.

### Trivia:

"But the days grow short, when you reach September" Is a line from which famous song?

- A. September Song
- B. Farewell to Summer
- C. Back To School
- D. The Autumn Melody

#### Answer is A.

September Song by Frank Sinatra

### Meet Our Doctors



Robert J. Vallins, D.P.M.



Maria B. Walshe, D.P.M.



Domenick A. Calise, D.P.M.



Endri Afesllari, D.P.M.



Bret Musser, D.P.M.

### Our Office & Office Hours :

**Zephyrhills Office**  
6326 Fort King Rd  
Zephyrhills, FL 33542  
Ph: (813) 788-3600  
Fax: (813) 788-7010

#### Office Hours:

Monday:  
9:00 AM - 5:00 PM

Tuesday:  
8:00 AM - 5:00 PM

Wednesday:  
9:00 AM - 4:00 PM

Thursday:  
9:00 AM - 3:30 PM

Friday:  
9:00 AM - 5:00 PM

**Sun City Center Office**

936 Cypress Village  
Blvd., Suite B Sun City Center  
FL 33573 Ph: (813) 633-5900  
Fax: (813) 788-7010

#### Office Hours:

Monday:  
9:00 AM - 4:00 PM

Tuesday:  
9:00 AM - 6:00 PM

Wednesday:  
9:00 AM - 4:00 PM

Thursday:  
9:00 AM - 3:30 PM

Friday:  
9:00 AM - 3:30 PM

**Wesley Chapel Office**

2336 Crestover Lane  
Unit 102, Wesley Chapel  
FL 33544  
Ph: (813) 788-3600  
Fax: (813) 788-7010

#### Office Hours:

Tuesday:  
8:00 AM - 3:30 PM

Wednesday:  
9:00 AM - 4:00 PM

Friday:  
9:00 AM - 4:00 PM

[www.mytampafoot.com](http://www.mytampafoot.com)

Disclaimer: Content of this newsletter may not be used or reproduced without written permission of the author. This newsletter is not intended to replace the services of a doctor. No expressed or implied guarantees have been made or are made by the author or publisher. Information in this newsletter is for informational purposes only and is not a substitute for professional medical advice.